

SX4 | Benchtop Optical Switch



Product Description

JGR's SX4 fiberoptic switches are benchtop instruments ideal for manufacturing production testing. A variety of front panel configurations including 1x2 up to 1x24 are available. The SX4 offers low insertion loss and excellent repeatability, with the advantage of ease of use and portability.

The switch is controlled via remote interface (GPIB, RS232, or USB*) or locally via the user-friendly front panel keypad and display. For additional flexibility, the front panel bulkheads may be fitted with typical FC, SC, LC connector types or customizable configurations available.

*USB interface via-USB-DB9 adapter

KEY FEATURES

- 1A, 2B, 2C configurations
- Low IL at 0.7 dB
- Single-mode or multimode

APPLICATIONS

- Manufacturing production testing
- Multiple device testing
- R&D applications
- System compliance testing

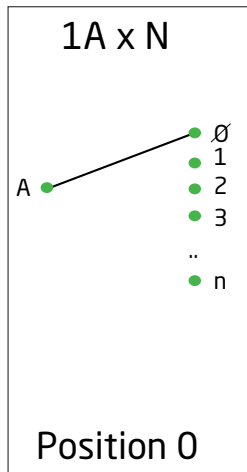
COMPLIANCE

- UL/CSA 61010
- IEC 61010
- FCC Part 15 (Class A)
- EN 61326 (Class A)

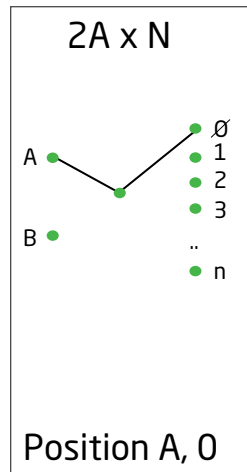
IN THE BOX

- SX4 Switch
- AC power cord
- Test Report

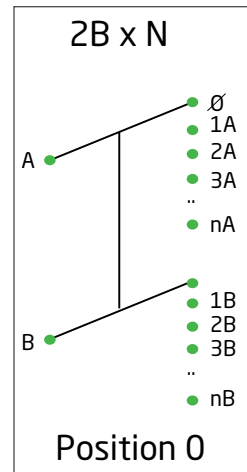
Configuration Options



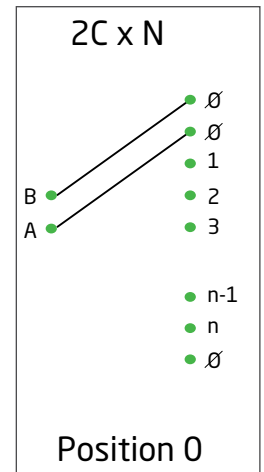
A Configuration - Single input, switched to any output



2A Configuration - Two switchable inputs, switched to any output

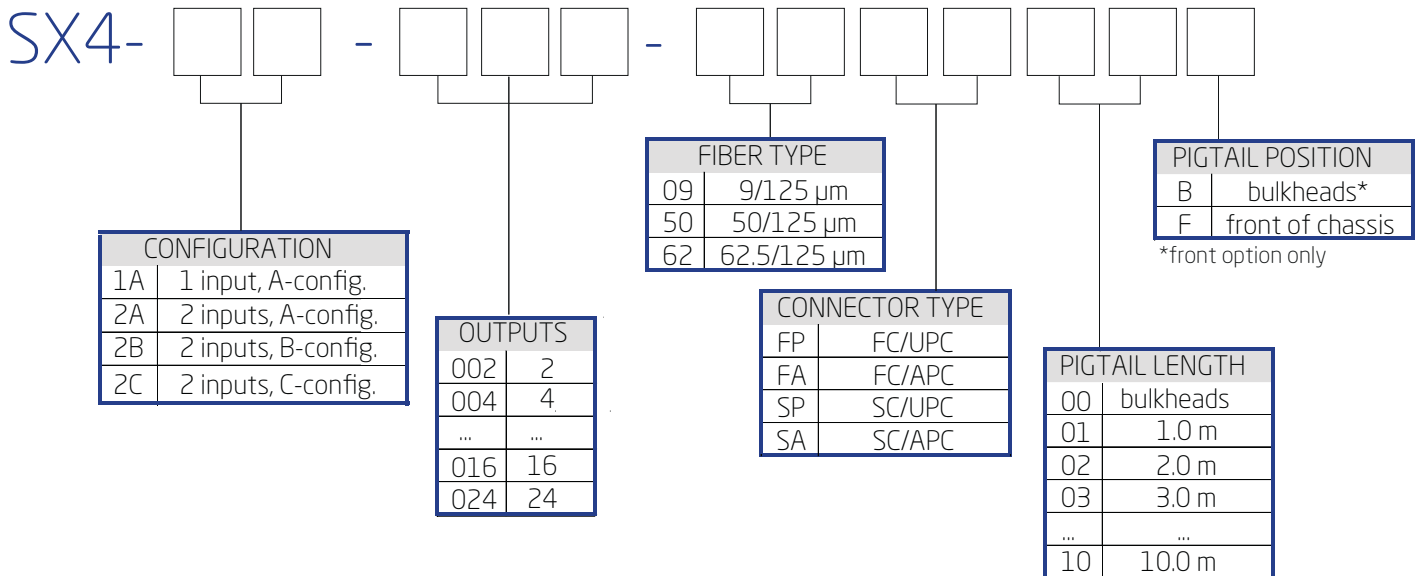


2B Configuration - Two inputs switched to synchronized outputs



2C Configuration - Two inputs switched to any output with second input trailing first input

Ordering Scheme



Specifications

OPTICAL / ELECTRICAL SPECIFICATIONS		
Parameter	Specification	
	Single-mode	Multimode
Wavelength Range (nm)	1250 - 1670	840 - 1350
Insertion Loss (dB) ¹	0.7	
Backreflection (dB) ¹	≤ -60	≤ -40
PDL (dB)	0.05	N/A
Repeatability (random switching) (dB)	± 0.03	
Repeatability (sequential) (dB)	± 0.005	
Crosstalk (maximum) (dB)	-80	
Maximum Input Power (mW)	300	
Switching Time (ms)	300	
Input Voltage	100 - 240 V AC, 50 - 60 Hz	
Power Consumption (VA)	60 maximum	
Control	Front Panel / GPIB / RS232 / USB ²	
Switch Life	10 ⁸ cycles	

Notes:

¹ Excluding connectors.

² USB interface via USB-DB9 adapter.

OPTICAL / ELECTRICAL SPECIFICATIONS	
Parameter	Specification
Unit Dimensions W x H x D (cm)	25 x 12 x 27
Shipping Box Dimensions W x H x D (cm)	37 x 25 x 38
Unit Weight (kg)	3
Total Shipment Weight (kg)	4
Operating Temperature (°C)	0 to 55
Storage Temperature (°C)	-40 to 70
Humidity (Non-condensing) (°C)	Maximum 95% RH from 0 to 40